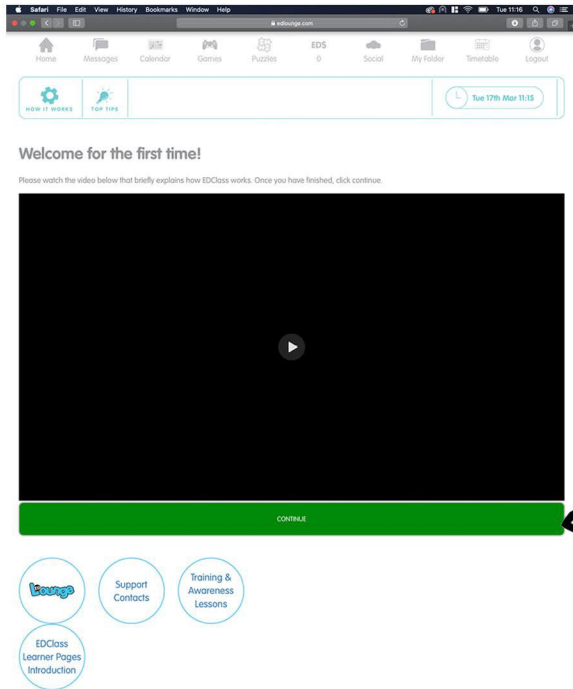
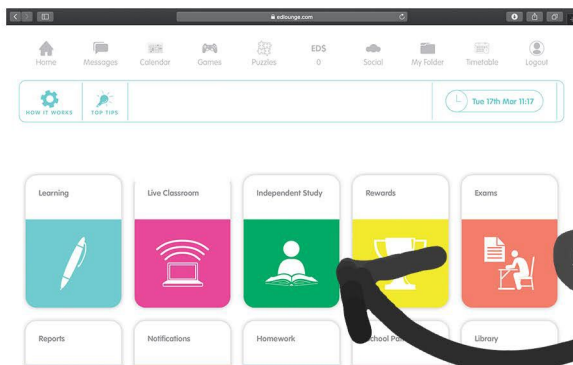


Step One



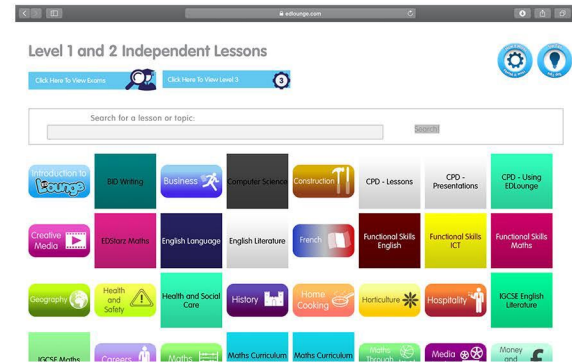
When you log into EdLounge for the first time, there will be a short video. You don't need to watch the video and can bypass it by clicking the continue button.

Step Two



You will be able to choose what you learn using the Independent study tool.

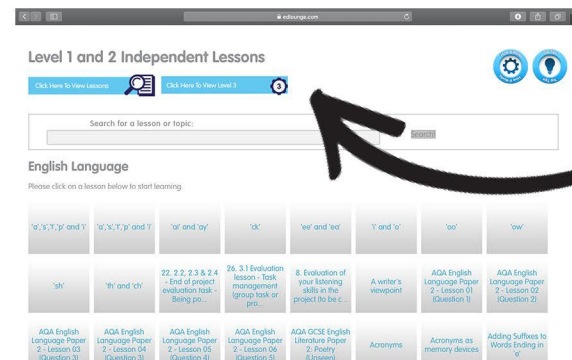
Step Three



When in the Independent Study area, student will be able to select a subject of their choice. Where possible, try and choose subjects related to your current time table.

Top Tip: if you find the work too easy, you can select level 3 or exam work in the top left corner.

Step Four



You can change difficulty again here.

When you have chosen a subject, you can choose a topic. Again, where possible, this should be related to the work you have been doing in school.